

Ileostomy

The word stoma means opening

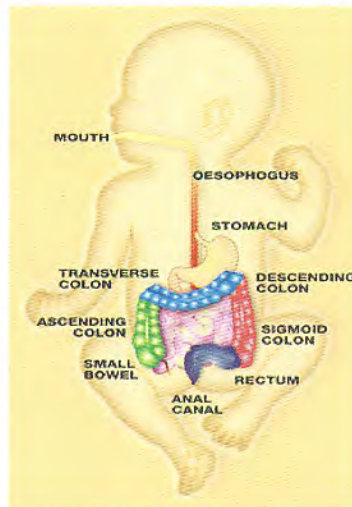
A stoma is required for many different reasons. The surgeon and stoma nurse will explain about the medical condition of the small bowel (ileum), large bowel (colon) or rectum. They will also explain the reason why a stoma is needed, and the type of stoma your child will need. See diagram.

The length of time your child will need a stoma varies according to your child's condition and the surgeon's plan of care. In most cases the stoma will be temporary.

During the operation the surgeon will bring a piece of bowel out onto your child's tummy. This bowel is called a stoma: there can be one or two pieces of bowel, which can be together or separate. When you look at the stoma you will see the pink/red lining of the bowel which is stitched in place on your child's tummy. If your child does have two stomas (mucous fistula), one stoma will push poo out of the body and the other will produce mucus.

Mucus is produced by the bowel for lubrication in order to aid the passage of faeces (poo). The mucous fistula enables the mucus to be expelled from the non-functioning bowel so that it does not become stagnant. The functioning stoma will have a bag covering it to collect the poo; the non functioning stoma may be covered by gauze and the gauze can be changed as needed.

Diagram of the alimentary tract



Ileostomy

Ileostomy

This is an opening in the small bowel or ileum, which usually lies on the right side of the tummy. During the operation the surgeon will bring one or two pieces of bowel onto the child's tummy, which can be together or separate. This allows liquid poo to come out into a bag. The stoma is a pink/red colour similar to the inside of your mouth and when the stoma is touched it does not hurt. The child will have no control of when the poo comes out and it can come day and night. One stoma will push poo out of the body and the other will produce mucous. The functioning stoma will have a bag covering it to collect the poo, the non functioning stoma may be covered by gauze and the gauze can be changed as needed.

Diagram of an ileostomy

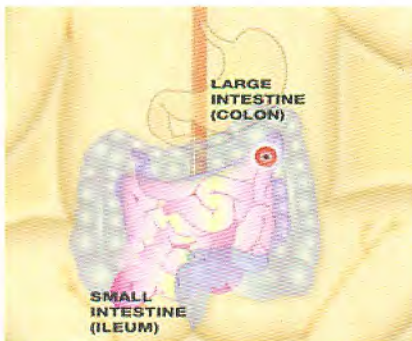
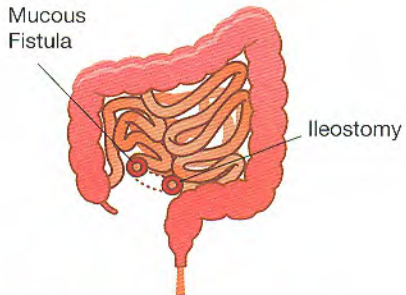


Diagram of an ileostomy with mucous fistula



Loop ileostomy

This is an opening in the small bowel, which lies on the right side of the tummy. During the operation the surgeon will bring out a single loop of small bowel out onto the child's tummy, which is partially divided. The stoma will push liquid poo out of the body and the stoma will have a bag covering it to collect the poo.

Diagram of a Loop Ileostomy

